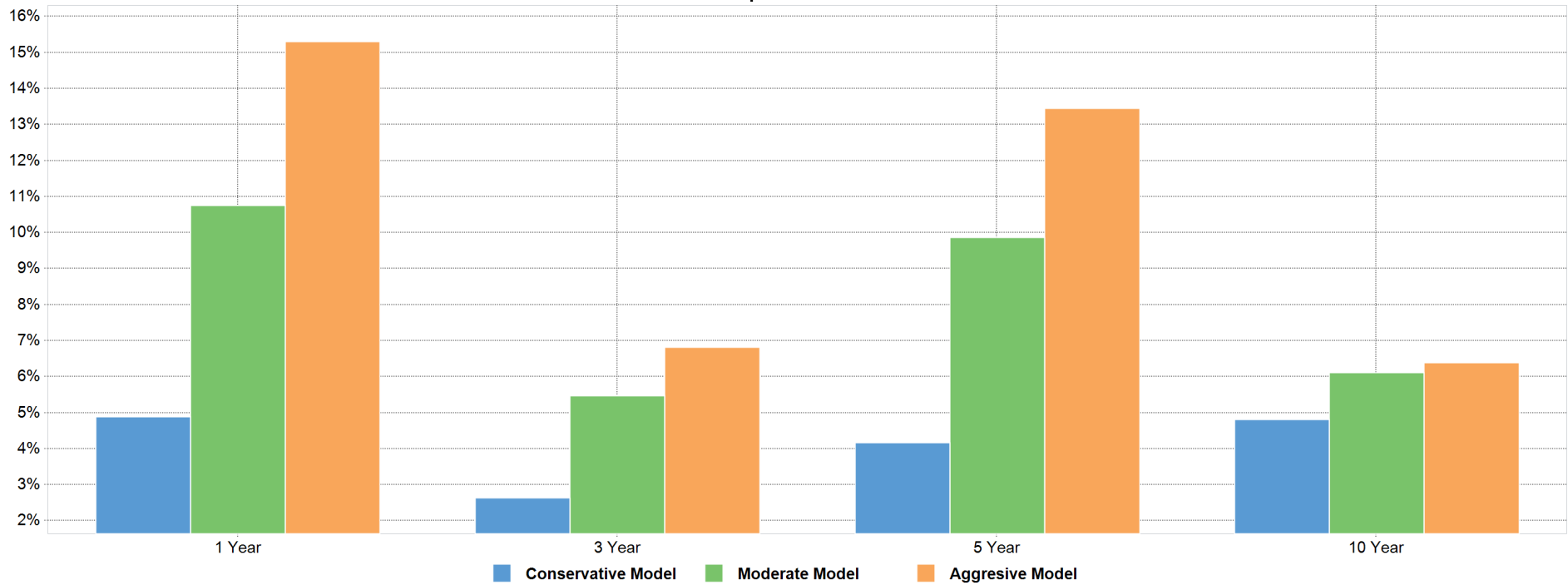


Composite Model Fund Performance

Model Name	Assets	Participants	# Funds	YTD	1 Year	3 Year	5 Year	10 Year	Net Exp
Conservative Model	\$100,000	50	11	4.89%	4.89%	2.64%	4.17%	4.80%	0.32%
Moderate Model	\$100,000	50	11	10.75%	10.75%	5.46%	9.86%	6.11%	0.49%
Aggressive Model	\$100,000	50	11	15.30%	15.30%	6.82%	13.46%	6.39%	0.66%

Model Composite Performance



Model: Conservative Model

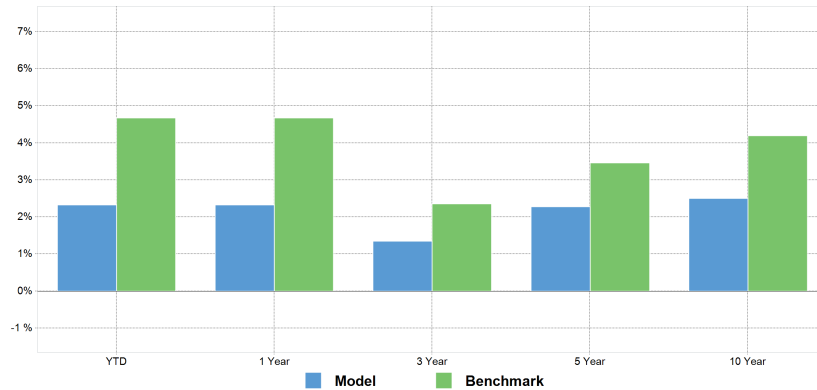
Benchmark: Morningstar Conservative Target Risk

Description: The Conservative Portfolio seeks to provide both capital appreciation and income by investing in three major areas: stocks, bonds, and cash. This portfolio tends to hold smaller positions in stocks, generating a modest return with a limited level of volatility.

Participants: 50

Assets: \$100,000

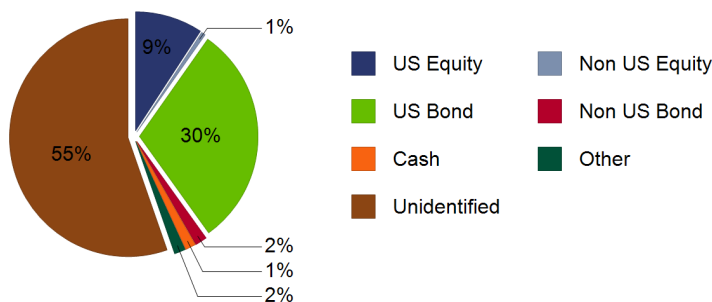
Model Composite Performance



	YTD	1 YR	3 YR	5 YR	10 YR
Model	2.32	2.32	1.35	2.27	2.50
Benchmark	4.67	4.67	2.35	3.46	4.19

Fund Name	Category	%	Change From Last
(LADIX) - ClearBridge Tactical Dividend Income I	Mid-Cap Value	5%	0%
(TIMVX) - TIAA-CREF Mid-Cap Value Instl	Mid-Cap Value	5%	0%
(SVMFSSV105) - Morley Financial Services Cl 105-I...	Stable Value - FIRM	55%	0%
(JAFLX) - Janus Aspen Flexible Bond Instl	Intermediate-Term Bond	35%	0%

Model Composition



Model: Moderate Model

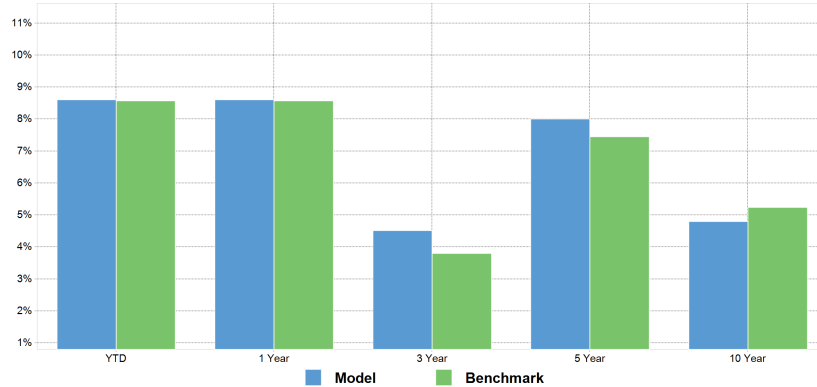
Benchmark: Morningstar Moderate Target Risk

Participants: 50

Assets: \$100,000

Description: The Moderate Portfolio emphasizes current income and growth of that income with long-term growth. Generally, this portfolio will invest in stock based funds and fixed income funds, with a relatively small weighting in the aggressive growth funds that can experience the greatest short-term volatility. This portfolio is targeted for investors who are around

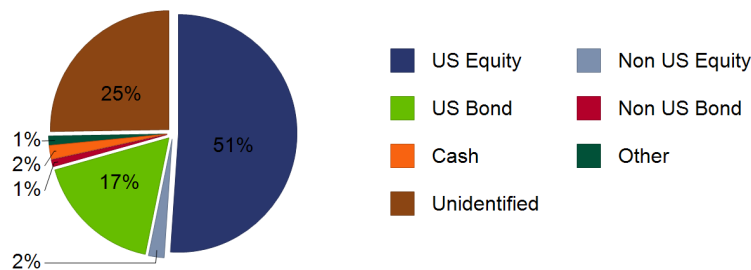
Model Composite Performance



	YTD	1 YR	3 YR	5 YR	10 YR
Model	8.61	8.61	4.51	8.00	4.80
Benchmark	8.57	8.57	3.80	7.45	5.24

Fund Name	Category	%	Change From Last
(RWMEX) - American Funds Washington Mutual R4	Large Value	10%	0%
(FEIRX) - Fidelity Advisor® Equity Income T	Large Value	10%	0%
(TILIX) - TIAA-CREF Large-Cap Gr Idx Instl	Large Growth	10%	0%
(LADIX) - ClearBridge Tactical Dividend Income I	Mid-Cap Value	5%	0%
(TIMVX) - TIAA-CREF Mid-Cap Value Instl	Mid-Cap Value	10%	0%
(NTIAX) - Columbia Mid Cap Index A	Mid-Cap Blend	10%	0%
(SVMFSSV105) - Morley Financial Services CI 105-I...	Stable Value - FiRM	25%	0%
(JAFLX) - Janus Aspen Flexible Bond Instl	Intermediate-Term Bond	20%	0%

Model Composition



Model: Aggressive Model

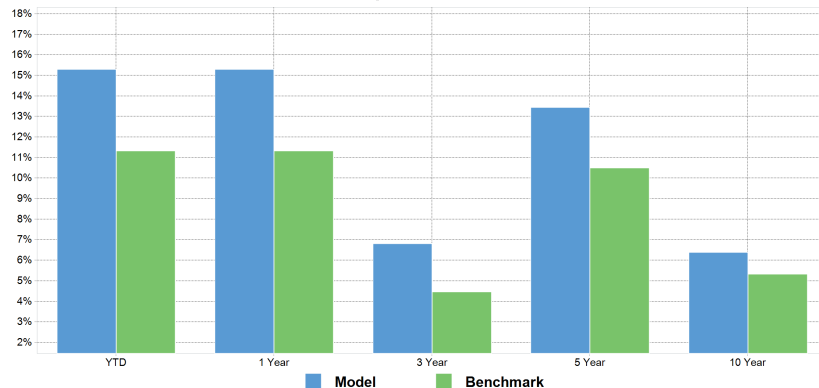
Benchmark: Morningstar Aggressive Target Risk

Description: The Aggressive Portfolio seeks to provide both capital appreciation and income. This portfolio is targeted for investors who are more than 15 years from retirement and seeking a broadly diversified portfolio in US and International stocks.

Participants: 50

Assets: \$100,000

Model Composite Performance



	YTD	1 YR	3 YR	5 YR	10 YR
Model	15.30	15.30	6.82	13.46	6.39
Benchmark	11.33	11.33	4.47	10.51	5.33

Fund Name	Category	%	Change From Last
(RWMEX) - American Funds Washington Mutual R4	Large Value	20%	0%
(FEIRX) - Fidelity Advisor® Equity Income T	Large Value	15%	0%
(TILIX) - TIAA-CREF Large-Cap Gr Idx Instl	Large Growth	20%	0%
(LADIX) - ClearBridge Tactical Dividend Income I	Mid-Cap Value	5%	0%
(TIMVX) - TIAA-CREF Mid-Cap Value Instl	Mid-Cap Value	10%	0%
(NTIAX) - Columbia Mid Cap Index A	Mid-Cap Blend	5%	0%
(DFTPX) - DFA US Targeted Value R2	Small Value	20%	0%
(JIOAX) - JPMorgan International Opps A	Foreign Large Blend	5%	0%

Model Composition

